



www.gatormodelers.org



WE LOVE CARS! – Doug Spinney's Stoned Hoods & Crooks!



www.gatormodelers.org

Club officers
Dan Contento
President

Chuck Lassiter
Vice President

Frank Ahern
Secretary

Bruce Doyle
Historian

Doug Spinney
Webmaster

Bill Winter
Treasurer &
Newsletter Editor

Prez Sez..... By Dan Contento

This is our last meeting without Modeler of the Year points. Starting In December we will be back to the old system. Voting on the best theme model (Pearl Harbor for December), giving or writing a technique, or other presentation, bringing in a newly completed models or a new partial build, plus a point for attending the meeting (ZOOM counts).



This meeting we will begin collecting dues for 2022. \$20.00 per year. Bill prefers cash because it's easier to use when he goes on vacation, but a check will also work. If you bring a check, make it out to "Bill Winter" (not IPMS Gators)

December 12th is our annual Christmas party. We will have the usual gift exchange and Turkey dinner. We will set up a signup sheet for members to bring side dishes and/or drinks. Be thinking about whether you (spouses/ significant others are also invited) will attend and what you will bring.

Dan




November – IPMS Gators –

**We will meet November 16 at 6:30 PM at
Oak Hall Library**



Minutes of the Club Meeting from Tuesday, October 19, 2021

Frank Ahern - Club secretary



President Dan Contento opened the meeting at 6:35pm. A total of 17 members were present, including one via Zoom.

The meeting opened with a discussion of the upcoming Modelpalooza show in Orlando and who was planning to attend. 5 indicated their intention to go and arrangements were made for driving to the show.

Treasurer Bill Winter reminded the club that yearly dues of \$20 are due at next month's meeting.

The President also reminded members that the election of club officers will take place next month, and he requested that any who are interested in serving as an officer consider placing their name in nomination before the election. Most of the existing Board of Directors are willing to stay in their positions including - Treasurer Bill Winter, Secretary Frank Ahern, and Vice President Chuck Lassister. President Dan Contento indicated he would like to step down if a replacement comes forward.

There was discussion of upcoming meeting presentations. Bill Winter agreed to move up his presentation to replace Mike Martinez next month. Mark Box indicated that he could moderate a discussion and Q & A session on car modeling in January

The meeting was paused to give time for members who brought Show & Tell models to talk about their work.

The monthly raffle winners were: Brian Cormack, who chose a Star Trek Enterprise collection; and Ed Ingersoll, who picked the Academy Panzer IV. Finally, the meeting ended with a photo review of winning models at the August IPMS Nationals meeting in Las Vegas narrated by Ed Ingersoll and Bill Winter, who also served as judges in the model contests at the meeting. The meeting ended at 8:30pm.

Submitted by
Frank Ahern
Club Secretary



Airplanes of the Aces: **Alexander Pokyrshkin**

By Frank Ahern



It's a tale of 2 heroes with more intrigue than a Russian novel. Unlike the previously profiled Ivan Kohzedub, Alexander Pokyrshkin was not in favor with Soviet leadership for his outspoken criticism of Russian aerial combat tactics and his refusal to fly Russian-made aircraft rather than his favorite - the Bell P-39 Airacobra.

Another difference was that the majority of Pokyrshkin's 65 kills came early in the war when the Germans had clear advantages in equipment and tactics. His insistence on flying the P-39 made him unpopular with Stalin, who wanted to diminish the importance of American contributions to the Russian war effort. This resulted in Pokyrshkin being passed over for promotion many times after the war. Nonetheless, his success as a pilot gives him the distinction of being the leading Allied ace of WW2 flying western-made aircraft.



The P-39 has a complicated back-story of its own. It was a revolutionary (for 1938) low drag mid-engine design with tricycle landing gear and a 37mm canon firing through the propeller shaft.



Airplanes of the Aces: **Alexander Pokyrishkin**


The lack of an effective turbosupercharger degraded its high-altitude performance however and the British rejected it. The Russians loved the nose cannon and its low altitude performance, which equaled the German Bf-109. Soviet pilots gave it the nickname “Kobrushka” which means ‘*dear little Cobra*’.



I built the Eduard kit, which is recognized as the manufacturer’s first kit on a par with Tamiya and Hasegawa for quality and engineering. This was back in my 1/48 scale super



detailing days and I spent a lot of time on the cockpit trying to get all the photoetch I could squeeze in the cabin.



Airplanes of the Aces: **Alexander Pokyrishkin**



I've always liked the P-39 and the excellence of the airframe design was proved when it became a leading post-war air racing machine. Our brass and the British turned up their nose at the Airacobra, but Russia's best pilot turned it into a war-winning fighter on the Eastern front.




Members in Attendance on October 19, 2021



Show and Tell

Ed Ingersoll



M113A1, 1:35 scale, Revell kit
Work In Progress

Show and Tell

Frank Ahern



Heinz Bar



Show and Tell



Chuck Lassiter



Show and Tell



Doug Spinney

Show and Tell

Bruce Doyle



X-1



X-2




Douglas D-558



X-15

Show and Tell

Bruce Doyle



Show and Tell

Ethan Alt



Quick history.

The Army re-flagged the 24th Infantry Division (based at Fort Stewart, GA near Savannah) to the 3rd ID. Blane Alt was in 1st Brigade, 24th ID. He was on the Brigade Staff as an Assistant Operations Officer (S3) and the Air Operations Officer. Later Blane became the Brigade Adjutant (S1) before moving to company command of Bravo Company, 3rd Battalion, 7th Infantry Regiment. The 1st Brigade had 2d Battalion, 7th Infantry; 3d Battalion, 7th Infantry; and 3rd Battalion, 69th Armor. So Ethan's M113A2 is marked for HQ/3-69 AR, but of 3 ID and well after Blane left the unit. Ethan has decals for the Bradley marking it as 2-7 IN, so he's looking for 3-7 IN from the 24th ID to make it like Blane's Bradley. 😊



Show and Tell

Don Martin



Revell  Saab JAS-39C GRIPEN

1:72

Plastik-Modellbausatz
Plastic model kit
Modèle réduit
Modelbouwdoos

←→ 20,2 cm
⊙ 12,7 cm

Flugzeug-illustration,
Aircraft-illustration,
Illustration d'un avion,
Vliegtuig-illustratie:
E. Friedl

04999



News..... From Clarence Snyder ->



12:04 78% 77%
ebay.com/itm/Revell-1-
ebay
& Kits > Automotive Models & Kits > Truck Toy Models & Kits
1/6
Revell 1:25 Peterbilt Tractor and Car Hauler Prestige Car Transport SEALED!
\$650.00
0 bids | Ends in 6d 0h
Faster, easier, eBay.
Get the app ->



Remembering my dad and his brother on this day (6-9-2021). Paul was 66 and my dad was 63 when they passed . **THANK YOU ALL FOR YOUR SERVICE**. While visiting my Aunt, she showed me these priceless photos and shared other great memories.



News..... From Doug Spinney -

Revell Deal's Wheels ZZZZZZZZ-28 - The interior and Dave are all painted with Vallejo Model Colors, other than that it is OOB.




Plastic was polished with Novus 2 then Novus 1. ☺



News..... From Doug Spinney -

Moebius Stoned Hoods and Crooks- Using Tamiya products: Grey Primer, TS-14 Black base, X-11 Chrome Silver and 87114 Acrylic Paint Retarder, painted a coat on a section of the model then dabbing off some of it with a crumpled piece of Saran wrap. I repeated this for the entire model.

With Jack Muga's help, I dabbed on more TS-14 Black over the Chrome Silver with a rolled piece of cotton batting, then painted the model with TS-74 Clear Red, followed with two coats of TS-13 Clear. Flames are Vallejo Flat Orange and dry brushed with Flat Yellow. Chrome pieces are based with Gloss Black and painted with Alclad. The driver is painted with Vallejo Flat Green, White, Steel, and Flat Red.



News..... From Doug Spinney -

Moebius Stoned Hoods and Crooks



..... a resource for "Stripper" from Jack:

<https://www.facebook.com/stripwell/videos/645320833107197>

.. And diorama how tos! <https://www.facebook.com/DIYCraftsTV/videos/307459417742630/>

<https://www.facebook.com/watch/?v=287435259665540>

News..... From Doug Spinney -

Hawk's Weird-Ohs "The Road Hog" - The driver is painted with Vallejo, chrome is Alclad. The car is based with Tamiya Gloss Black, wrapped with a dry cotton wet wipe that has been pulled apart slightly, then painted with Alclad Chrome giving it a slight marbled look. Finished with Tamiya Clear Blue.



News..... From Jack Muga .. He found this nice rail job on line! Thx.



News about "Border" products (a new manufacturer) <https://www.facebook.com/Border-Model-339312286698433/>

.... Also from Jack..... An Arado WIP:



News..... From Bill .. Arado Ar 234 B Blitz photos from the Steven F. Udvar-Hazy Air and Space Museum in VA from 2018 and 2019.



News..... From Clarence Snyder .. Now I have 2 of the weirdos im not the only one tha builds them we are all thinking of bringing on a same night and mine may go to jaxcon.



A Recurring Feature of the IPMS Gators' Hobby Club -- >



Is back..... 😊

The Convair F2Y Sea Dart was an American seaplane fighter aircraft that rode on twin hydro-skis during takeoff and landing. It flew only as a prototype, and never entered mass production. It is the only seaplane to have exceeded the speed of sound.

It was created in the 1950s, to overcome the problems with supersonic planes taking off and landing on aircraft carriers. The program was canceled after a series of unsatisfactory results and a tragic accident on 4 November 1954, in which test pilot Charles E. Richbourg was killed when the Sea Dart he was piloting disintegrated in midair. The four surviving planes were retired in 1957, but some were kept in reserve until 1962.

https://en.wikipedia.org/wiki/Convair_F2Y_Sea_Dart

There are a few kits available of this interesting airplane but none of the kits are modern.



Hollywood Heroes



Cesar Romero

Like many of our Hollywood Heroes, Cesar Romero was in the midst of a successful film career when he answered the call of duty. On October 12, 1942, he enlisted in the United States Coast Guard as an apprentice seaman and served in the Pacific Theater of Operations




He reported aboard the Coast Guard-manned assault transport USS Cavalier in November 1943. According to a press release from the period, Romero saw action during the invasions of Tinian and Saipan.



By Frank Ahern

This continuing feature is designed to showcase the often-unpublicized military service of many of the entertainment icons of the previous generation who served their country without complaint or protest.






The same article mentioned that he preferred to be a regular part of the crew and was eventually promoted to the rating of chief boatswain's mate.

Cesar Romero

Prior to the war, Romero often played the "Latin Lover" in musicals that could showcase his dancing skills. He was also the lead in a series of action westerns as *The Cisco Kid*.



His long (60 year) and varied career resumed after the war and he settled into a pattern of playing villains that was highlighted by the role that he is best remembered for today, the "Joker" on the TV series *Batman* in the 1960's. he character was voted one of the best villains of all time by TV Guide magazine. He died in 1994.



JAXCON 2022 – News from Gil Hodges



JAXCON 2022 IS A 2-DAY GO!!

Jaxcon 2022 will be held next February 11th and 12th! In an effort to make Jaxcon even more enjoyable for the attendees and vendors, we're going to get the ball rolling on FRIDAY night (the 11th)! Why should YOU make plans to be there early? To start with, we'll be registering models from 6-8pm, so JAXCON will be "officially" open then. Second, we're going to FEED YOU! There will be a "pizza social hour" from 7-8pm as part of Jaxcon. And third, we're going to have a SPECIAL FRIDAY RAFFLE of several nice items (to be announced at a later date) that will be given away to FRIDAY attendees, and unavailable to win on Saturday! And there will be the vendors who've arrived on Friday, so you can get the jump on the vendors area too!

Of course, Saturday will still be a full day of fun, with model registration, our HUGE raffle, even more vendors than before, judging, and the usual camaraderie found as you visit with friends all day. We're going to try to have 2 food trucks instead of just the one like last year so as to give our attendees an even better chance of not having to go anywhere to take care of their needs throughout the day. And, we still plan on having the awards presented and then conclude Jaxcon by 5pm, so anyone who wants to get home on Saturday night doesn't need to spend anything on an extra night's stay if they don't want to.

Jaxcon 2022 will be held at the same location as Jaxcon 2021 earlier this year: the North Jacksonville Baptist Church assembly hall, 8531 N. Main St. (US-17), Jax, FL, 32218; which is on the north side of Jax, very near the Zoo. Those of you who made it last spring can attest to the large, well lit room; plenty of parking, and the ease of access from I-95. For those of you wanting a hotel, we suggest using one at the Jax International airport exit on I-95, just north of the I-295 interchange and about 10mins from the church. We'll also be trying to work a "deal" with one of them to save our attendees and vendors some money; more on that in the future!

If you're the club contact, please pass this info along to all of your fellow model club members, and anyone else who you think would be interested in a weekend of modeling fun at Jaxcon 2022! Keep an eye out on our IPMS First Coast webpage and on the IPMS First Coast Facebook page for updated info on the show. We hope to see ALL Y'ALL at Jaxcon 2022 next February 11th and 12th!

Gil Hodges
Jaxcon 2022 Chairman

Frank Ahern, – Secretary – ahernf@gmail.com
Home: (352) 375-3723; Cell: (352) 226-6785

If you have a modeling tip you would like to share with your fellow modelers, please send us a copy so we can put it in the newsletter. We need articles for the Newsletter and the Web Site!

If you just opened up that new kit and want to give a box or build review, write it up and we'll put it in the newsletter and put it on the Web Site. Just read a good book, tell us about it! Got a great tip, share it with your fellow club members. This is your Newsletter and your Web Site and they're only going to be as good as YOU make them so contribute something to the cause. Don't be afraid to ask for assistance if you have something you want to share, we'll be happy to assist you in making it happen!

Don't forget to support your local hobby shop: Rob's Hobby World (Rob Stevely: Proprietor 8585 SW Hwy 200 unit 14) Ocala, FL 34474 www.robshobbyworld@MSN.com; Mon.-Fri.: 10 AM to 5:30PM; Sat.: 9AM to 4PM; Sun: Closed.

Please check out WWW.IPMSUSA.ORG for the latest information from IPMS National Headquarters and for information about joining IPMS.

Please use one of the links below or go to the IPMS Membership page for more information about joining IPMS USA.

http://www.ipmsusa3.org/uploads/ipms_application_form_2016.pdf

<http://www.shopipmsusa.org/product-p/adult-membership.htm>

<http://www.shopipmsusa.org/product-p/family-membership.htm>

Frank Ahern, – Secretary – Newsletter Editor ahernf@gmail.com
Home: (352) 375-3723; Cell: (352) 226-6785

UPCOMING EVENTS

This list contains modeling events. For a complete list of IPMS events visit:
<https://calendar.ipmsusa3.org/>

Nov 13 AMPS North Florida meeting
Dec 11 AMPS North Florida

*Keystone Heights
Zoom meeting*

2022
Jan 8 AMPS North Florida meeting

Feb 11-12 IPMS Jaxcon
Feb 18-19 AMPS Atlanta 2022 Show

*Jacksonville, FL
Atlanta, GA*

Apr 7-11 AMPS 2022 International Event

Newport News, VA

It is of great importance, both at the local level (IPMS Gators) and at the national level. The Club officers strongly recommend joining IPMS as an individual which provides six yearly issues of the IPMS Journal (which is better than ever) and the opportunity to participate at the IPMS National Convention .

A copy of the membership application is on the right or available at the IPMS / USA website address, www.ipmsusa.org.

Complete the form and return it to the address listed at the bottom of the form along with your method of payment.

IPMS Membership



International Plastic Modelers' Society/USA Membership Application / Renewal Form

New Renewal IPMS #:

Name:

Address:

City: State:

Zip Code:

Phone: E-Mail:

Chapter Affiliation, if any:

Junior (17 years or younger)	\$17.00	<input type="text"/>	Date of Birth:	<input type="text"/>
Adult	One year	\$30.00		<input type="text"/>
	Two years	\$58.00		<input type="text"/>
	Three years	\$86.00		<input type="text"/>
Canada & Mexico		\$35.00		<input type="text"/>
Foreign	Surface	\$38.00		<input type="text"/>

Family (1 set of Journals) ← Adult fee + \$5.00 # of cards?

Your Signature:

If recommended by an IPMS member, please provide his/her:
Name: IPMS #:

PAYMENT OPTIONS:

Cash Amount:

Check Check #: Amount:

Billing Address, if different than above -

Address:

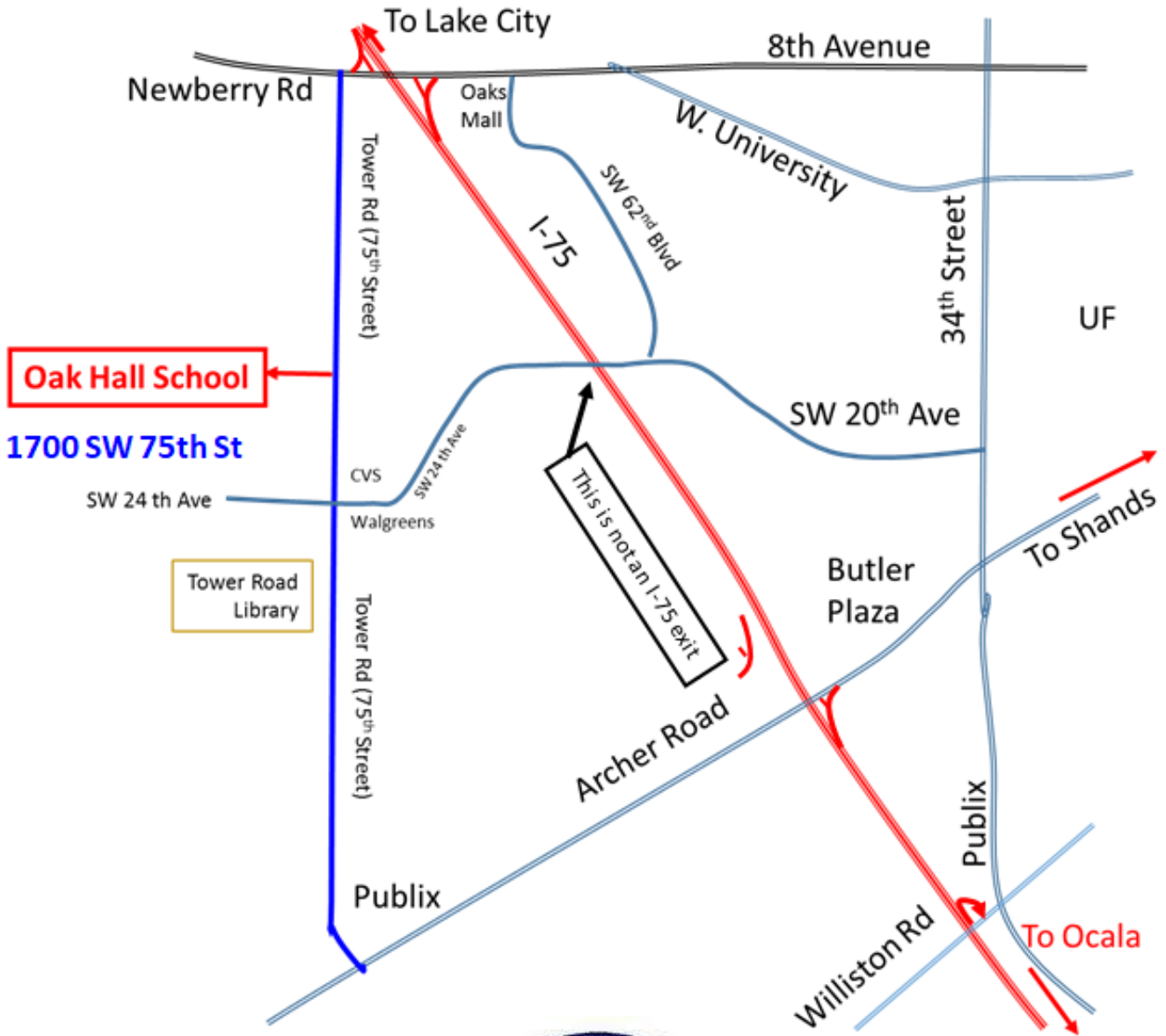
City: State:

Zip Code:

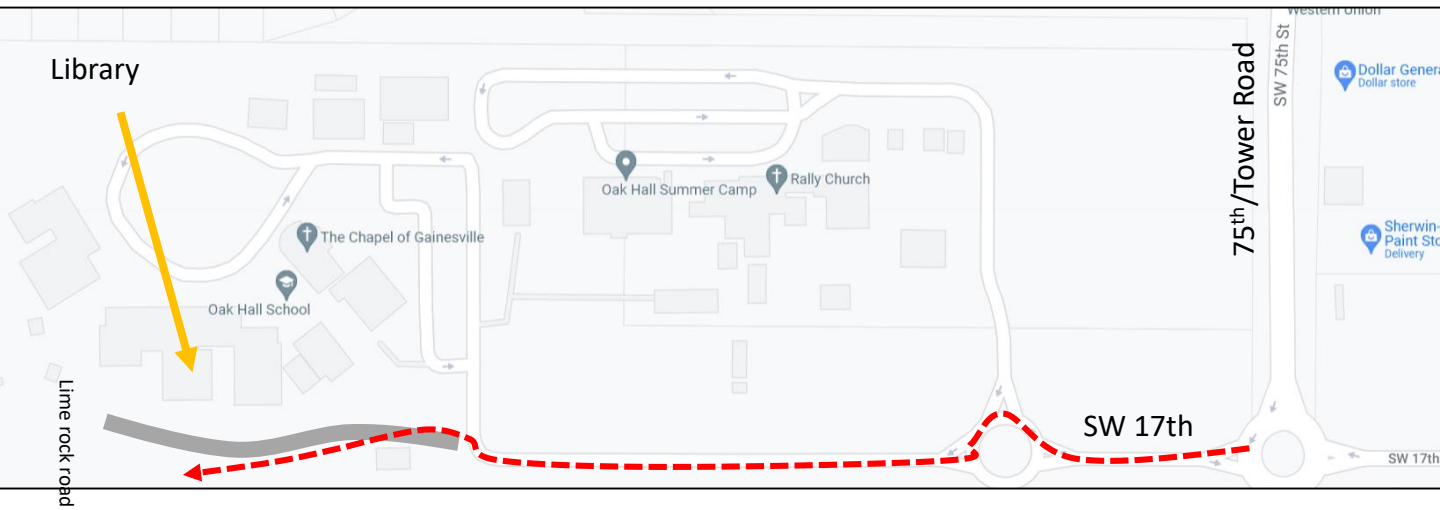
Applications should be printed and mailed to: IPMS/USA, PO Box 1411, Riverview, FL 33568-1411



Directions to OAK HALL (1700 SW 75th St, Gainesville, FL



IPMS GATORS' MEMBERS: We will meet at Oak Hall on Tuesday **November 16** at 6:30 PM in the **LIBRARY**.



The top image is the satellite view of OAK HALL. The bottom view is a line drawing.

Pretty Paint ... by Jack Mugan



A note about monthly themes for 2021 & 2022

Below is the schedule of dues for people that join mid-year.

Dec. –	Pearl Harbor
Jan. --	Cold War
Feb. -	First Responder
Mar. -	Planes of the 50's
Apr. -	Collections of 5 or more
May -	Military non-combatant
June-	Made in France
July -	Anything Blue
Aug.-	Made of wood or canvas
Sept.-	More than 4 tires on the ground
Oct. -	Figures & Fantasy
Nov. -	Ships

Bye for now!