



www.gatormodelers.org



Inside see: Bob Lundeen's USS Arizona!





Club officers
Doug Spinney
President

Chuck Lassiter
Vice President

Frank Ahern
Secretary

Bruce Doyle
Historian

Doug Spinney
Webmaster

Bill Winter
Treasurer &
Newsletter
Editor

www.gatormodelers.org

Prez Sez.....

I begin this email with a heavy heart with the passing of Tracy Palmer. Tracy joined our club back in 2012 and served as VP for several years. He always found time to help with pointers on how to build models and was a wealth of information, he will be sorely missed.

By the time you receive this newsletter JAXCON will have come and gone. As far as I know, this is the first local event of the season and we get our first look at everyone's latest builds. Our club made a good showing with at least 10 members in attendance, many showing their models. I asked for a list of medals won but it was so long I lost count, hopefully our members will bring their models and medals to the next meeting. IPMS First Coast in Jacksonville did another great job and provided another well attended event. And another contest that will have come and gone is AMPS Atlanta 2023, Armor, Figure, and Modeling Contest. I know of at least four of us that are going, hopefully more will have joined us, many IPMS Gator Modelers are members of AMPS.

My next event is Daytona Bike Week. I know, I am suppose to put model building first, but I just can't help myself. Besides, I might just get some ideas for crazy future paint jobs.

Last month's meeting had a larger turn out than December. Bob Lundeen won the model of the month with the USS Arizona, raffle drawings were won by Errol Whisler and Bruce Doyle. The club voted unanimously that in the future we vote on the model in our monthly contest and not the diorama that the model is part of, that being said, the officers have decided to replace the October monthly theme of "Anything that Races" with "Dioramas". This will give those of us that don't build dioramas some time to come up with one.

Don't forget, this months theme is "Made in Italy". See you at the meeting.

- Doug

February – IPMS Gators –

**We will meet Tuesday, February 21, 2023 at 6:30 PM at
Oak Hall Library**


Minutes of the Club Meeting from Tuesday January 17, 2023

President Doug Spinney called the meeting to order at 6:30pm. 13 members were present.

Doug began with a brief overview of upcoming modeling events. The main discussion centered on Jaxcon, which takes place Feb. 10 & 11 at the North Jacksonville Baptist Church.

Several members said they are planning to attend. Secretary Frank Ahern said he would send an email to the club to coordinate ridesharing opportunities for those who want to attend.

Doug led a discussion, initiated by the Board of Directors, regarding judging of the monthly themed model contest. The question was whether entrants should be judged on a single model or given credit for an entire display of models or a diorama. After discussion it was decided that each entrant should only be judged on a single model on the monthly theme, not on additional elements of the display. This was approved by unanimous vote of the members present.*



Treasurer Bill Winter gave a verbal report on the financial condition of the club treasury indicating that about half the club has paid their yearly dues and the balance in the club account was almost \$3,000.

The meeting paused for the monthly themed model contest and Show & Tell. Bob Lundeen won the themed contest on the theme Famous Ships, with a model of the USS Arizona. The attendance raffles were won by Bruce Doyle and Errol Whisler.

Finally the meeting concluded with a presentation by Frank Ahern on the Luftwaffe's Emergency Fighter program. It was a competition among the German aircraft manufacturers late in WW2 to produce a new jet-powered interceptor to counter the Allied bombing campaign. Although none of the designs reached production, the research led to many future aircraft designs in the US and Russia.

The meeting concluded at 8:00pm

Submitted by:
Frank Ahern
Club secretary



* Note: The October 2023 monthly theme was changed to "**Dioramas.**"

With deep sadness, I have to report that our good friend **Tracy Palmer** has passed away. Tracy had been a member of the Gator Modelers since late 2013. Tracy loved talking about modeling and he always had a positive attitude even while he was dealing with his illness. Tracy proudly carried the IPMS Banner; he was very dedicated to both the IPMS and AMPS Organizations. Tracy was always ready to help new modelers by sharing the modeling tricks that he had learned over the years. He loved doing demonstrations at club meetings on new techniques or products that he had discovered. Tracy and his wife Sue would attend local modeling events that were within driving range. He often talked about visiting several of the European Model Events while he was stationed overseas. When Tracy could attend an IPMS National Event, he would be found in the Armor Judging area on Friday evening where he served as a IPMS Judge for over 10 years. Tracy really loved visiting with his IPMS Extended Family at events and he will be missed.



You may have departed from us physically, but your spirit will always be with us

Rest In Piece my brother and enjoy visiting with the modelling greats in Heaven. - *Ed Ingersoll*

Obituary

Master Sergeant Tracy Palmer, USAF (Retired) 59, of Lake City, passed away peacefully on Wednesday, January 18, 2023, at the Haven Hospice Suwannee Valley Care Center in Lake City.

He was born in Cleveland, Ohio to the late Richard and Betty Palmer and grew up in Garfield Heights, OH. As long as he could remember he wanted to serve in the military. In 1982 he enlisted in the Ohio National Guard and in 1985 enlisted in the Air Force. He served as a Security Policeman at duty stations around the world. He later cross-trained to the Logistics Plans career field where he excelled and was selected as the Logistics Plans Outstanding NCO of the Year for both the 45th Space Wing and 86th Airlift Wing. Upon his retirement in 2004, he moved to Lake City to pursue his two favorite hobbies – model building and sport shooting. As a model builder, he enjoyed travelling around the US attending model shows and won numerous awards at both local and national competitions. He shared his love of shooting sports with the youth in Columbia County by coaching rifle teams for the 4-H and Columbia High School JROTC programs. Tracy is survived by his wife, Susan Palmer; daughter Natasha Palmer of Middleburg, FL; sister Pam (Tim) Warren of Fayetteville, NC; brother Kevin Selesnick of Spring Hill FL; several nieces and his beloved cat Bubba. He will be greatly missed and will be in our hearts forever.

Interment with military honors was held at the Florida National Cemetery in Bushnell, FL on Friday, February 10th.



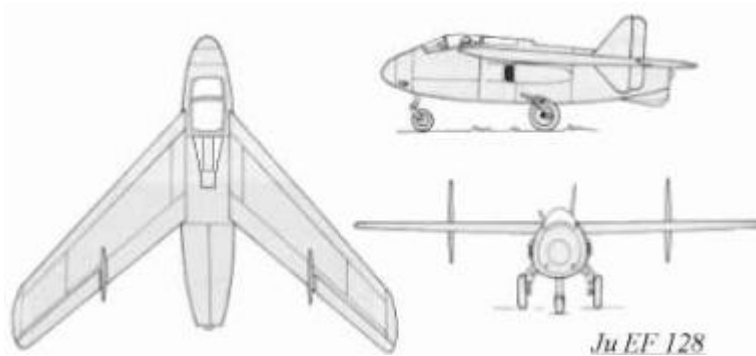
Emergency Fighters:



The Luftwaffe's Last Gasp

By Frank Ahern

Junkers was the last of the major German aircraft manufacturers to enter the Luftwaffe's Emergency Fighter competition, but when they finally submitted their proposal many on the committee thought it had the most potential.



Unlike the Focke-Wulf and Messerschmitt entries, it was an unconventional, tailless, flying wing design that was the only one to draw intake air from the fuselage sides rather than the nose. This layout has gone on to become the norm for modern fighter design. Junkers was able to thoroughly test this idea because the company had three high speed wind tunnels, more than any other company in Germany and more than any other country in the world. The US had none.



Emergency Fighters:

One of the biggest problems the Luftwaffe committee had in evaluating the various proposals was that each company had its own method of calculating performance projections such as top speed and rate of climb. Bickering between the companies led the committee to bring in a consulting firm to sort it out. When the final projected figures were released the EF-128 scored higher than either of the two top contenders, so why was it passed over?



The simple truth was that the only factor that really mattered, given the German war situation in early 1945, was which firm could get their proposal into production the fastest. Focke-Wulf had incorporated many parts from the FW-190 into their plans and showed that they could have the Ta-183 "Huckebein" in the air in a matter of weeks, pending the availability of the new Heinkel turbojet. Junkers project was put on hold and died on the drawing board when the war ended. Like most of the Emergency Fighter proposals, the Junkers design did inspire post-WW2 aviation designers to pick up where the German firm left off.



It's clear that the Vought F7U Cutlass owed a lot to the ideas embodied in the EF-128. The fact that the Cutlass was unsuccessful was due more to the problems with the Westinghouse J-40 turbojet than the design itself. The US Navy was convinced that the Cutlass was its fighter of the future until its high accident rate, mainly due to engine failures, forced its cancellation.



Emergency Fighters:



Finding a model of the EF-128 was challenging, as is typical for "Luft 46" kits. My old standby for online ordering, KitLinx, finally produced one from Eastern Europe made by AZ models. These models have been



simple but well molded. Parts fit well (with some exceptions), but details are scarce, so I have concentrated on honing my painting skills by trying various German camouflage schemes. One of the things I like about "Luft 46" is that you can make up any paint or decal layout you want to and no one can whip out a photo to prove you're wrong. I'm hoping to unearth some more of these old kits at Jaxcon this month.


Bob Lundeen – Revell’s Box-Scale Arizona (at Jaxcon)



Winner of January’s In-Club Contest for Ships!

USS ARIZONA'S NEW COLORS

Recently discovered Navy documents in the National Archives have revealed that the appearance of American battleships at Pearl Harbor is much different than originally thought. Instead of a dull gray, they were a bright medium blue, the tops of the forward turrets were brightly colored to reflect various battleship divisions.



Battleship Division colors

Division	Color
1	Red
2	White
3	Blue
4	Black
5	Yellow


Source: National Park Service

STAR-BULLETIN

Bruce Doyle



Bruce Doyle Schnellboote 1:72 Not painted



Don Martin



Don Martin Otaki, USS Missouri, 1:350 *photo only*



Ed Ingersoll's Panzer II

Type VII Submarine




This photo is from the web – no photo was taken of the model. The photographer apologizes.



Bills' Russian Destroyer



Doug Spinney's Cars



Frank Ahern



Errol Whisler's GOLD winning model of the Star Wars' AT-ST at the Feb 11, 2023 JAXCON show!



congratulations



**STAR
WARS**


Don Martin's Maschinene Krieger, Series 64124 at the Feb 11, 2023 JAXCON show!



..... And from a previous show: *Tempest in a Teapot*



Don Martin's D9R at the Feb 11, 2023 JAXCON show!



.. And the Faun Franziska



Clarence Synder's Barrin's Hot Rod at the Feb 11, 2023 JAXCON show!





Fiddly Bits

by Stretch Sprueman

a.k.a. Bruce "Yard Modeler" Doyle

MUSTANG MOVIE MAGIC


Back in the Dark Ages of modeling - the 1950s - one had to find his boyhood aeronautical joy in other places. The World was in Black & White (Air Power and Victory at Sea), our house wasn't big enough to hold the "computers" of the day, and models - such as they were - were in "Box Scale." Insert your joke here: "*Kids, we walked to school in the snow, uphill, both ways.*" Alas, where could we see illustrations of the Stukas, Spitfires, and the Flying Fortresses that we read about in our \$0.35 Ballantine Book paperbacks?

The emotional rescue for my curious mind came in the mailbox, the bookstore on Main Street in Hanover, N.H., and the Nugget Theater during the Saturday matinees. First, the mailbox:

A rather plain brown envelope postmarked "England" would arrive containing a copy of the latest issue of RAF Flying Review. Eureka! Now for the very first time there were color profile drawings - rather colour - of the aforementioned aircraft, and dozens more of the planes from the Second World War! Seems that olive drab wasn't green, but it wasn't brown either. Something in between. Suddenly the World had ceased being monochromatic! Now we could paint that Thunderbolt model accurately, and the camo pattern on our Spitfires.

The snowplow operator has been working through the night, so now it's off to the bookstore (I have forgotten its name. It's been over seventy years ago). While RAF Flying Review was published monthly, there was a domestically printed quarterly magazine called Air Progress. It had something for modelers too, and something more fantastic for us budding aeronautical engineers - cutaways! Gee, the engine in an Me-109 looks different than the engine in a Hellcat, but similar to the one in a Spitfire. That's when we learned the difference between inline water-cooled engines and radial air-cooled ones. What the cockpits looked like, where the machine guns were mounted - in the wings, over or through the engines, or both. Now in our Fantasy Worlds we thought maybe we could build a plane, or..... maybe not.

With the roadways still clear it was off to the movie house for the Saturday matinee - a Disney animated cartoon, followed by a newsreel, and then the highly anticipated next episode of our favorite Cowboy Serial! A quarter got you a ticket, a box of popcorn, and a coke. Ah, the good old days. But now back to the present day.....seventy years later:





MUSTANG MOVIE MAGIC

I've found a video that captures all three of the elements described above. It's an animated, in color cutaway video of the North American P-51D Mustang entitled "How a P-51 Mustang Works." The video is put out by AnimaGraffs Production headed by Jacob O'Neal, and is a little over 38 minutes long. (He adds a little hyperbole stating: "In Full 3D.")

What a find for anyone doing large scale Mustangs, especially those in 1/32! Super detailing? We've got you covered. And this time I went to Scalemates.com and did my homework. There are a dozen P-51D kits in this scale, with the usual suspects: Academy, Dragon, Hasegawa, Minicraft, Monogram, Revell, Tamiya, Trumpeter, and Zoukei-Mura, and three I'm not familiar with - Doyusha, Seminar, and Tomy. The "How the Mustang Works" video is perfect for the Zoukei-Mura kit which is already engineered like you were in the North American factory in Englewood, California in 1944. (I will include the Instruction Sheet PDF that shows the meticulous, incredible detail of the Z-M kit.)



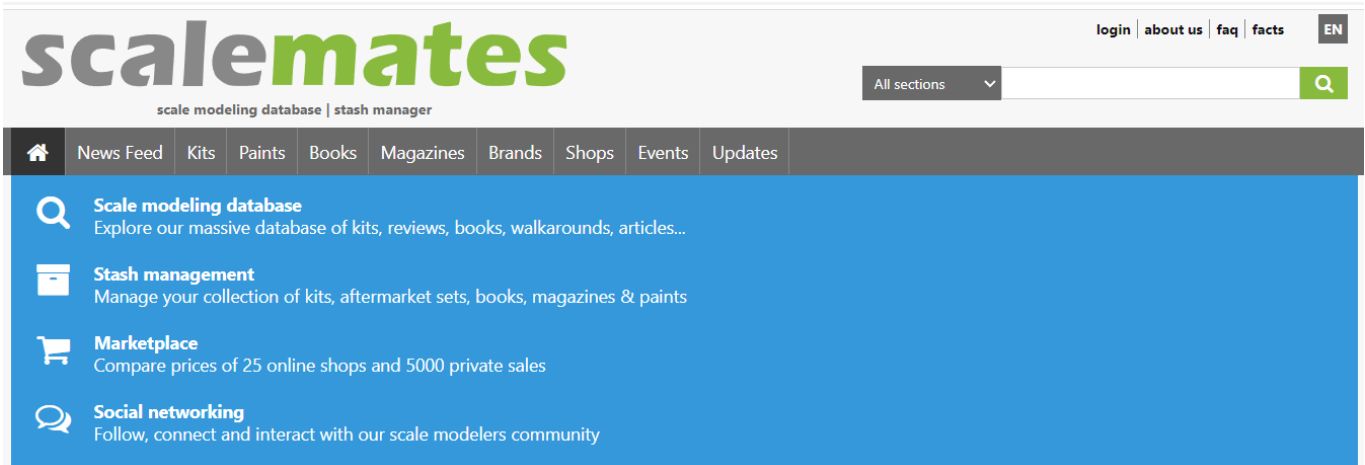
But the video could also be put to good use detailing a more venerable kit - Monogram's P-51D kit "Phantom Mustang" issued in 1961. How many remember it, or better yet had (have) one? My stepfather bought one for my son. Sadly I don't know what became of it. For those of you who have never seen one, Monogram issued the kit with clear wings and fuselage. It caused quite a sensation when it came out! I'll include an Instruction Sheet PDF for the "Motorized" (spinning prop) model as a comparison with the Zoukei-Mura kit. What a difference six decades of model development and refinement has made!

Editor: You can find the instruction sheets at: <https://www.scalemates.com/kits/monogram-85-0067-phantom-p-51d-mustang-1117725>, and <https://www.scalemates.com/kits/zoukei-mura-sws09-p-51d-k-mustang-iv--272083>.

I Googled AnimaGraffs Productions and found some forty other YouTube videos - including for a Fire Truck (Paul?), a Nascar Stockcar (Mark?), one for how a Formula One racer works; Jet Engines, an Electric Guitar, the President's Cadillac One, inside the USS Zumwalt, and many, many more. Jacob O'Neal is a really, really talented computer artist, with a curiosity to match. Check them out on YouTube.


MUSTANG MOVIE MAGIC

Note: I've mentioned *Scalemates.com* the last two months, and for those of you who are not familiar with it let me explain what it is. It's a Belgian outfit, and a self proclaimed "Scale Modeling Database." And brother, are they. Go to their site and you'll see a number of areas to pull up: Kits, Paint, Books, Magazines, Events and so forth. For our purposes click on "Kits." The "Search Box" is now further down the page than it used to be, so scroll down for a while. When you reach it (this is for aircraft; I haven't searched for armor or ships), type in the aircraft for kits in all scales, or for a specific scale. Or you can write in the aircraft for a general search, or for the aircraft model and the kit manufacturer. Correct spelling is a must or your search will come up empty. By their count there are 520,000 "pages" for kits of all kinds. They display the box art, and show all the reboxed versions as well. Kit Numbers, Markings for that specific kit, Product Timeline, Box Content (plastic, or resin, or vac form), sometimes Instruction Sheet PDFs, Market Place (where to buy), Related Products - decals, PE, resin, etc., and In Box Reviews if they are available. Phew! I'm tired out. "Who are these guys?"



It's a wonderful resource for the modeler, and especially to aid you in the "hunt." Looking for that long lost kit from yesteryear? Does one exist for me to build that I'm not sure can be found? Or just pull up a favorite plane or tank and see the myriad kits that have been manufactured over the years to represent it. Go to Jaxcon and buy a kit with no Instructions? Odds are good that you will find a PDF for the missing instructions on Scalemates.com. It's an unbelievable site, and I know you'll enjoy the heck out of it.

<https://www.youtube.com/watch?v=hjsrqMe0B3s&t=282s>



Fiddly Bits

by Stretch Sprueman

a.k.a. Bruce "Yard Modeler" Doyle

<https://www.scalemates.com/products/img/5/0/3/120503-31-instructions.pdf>

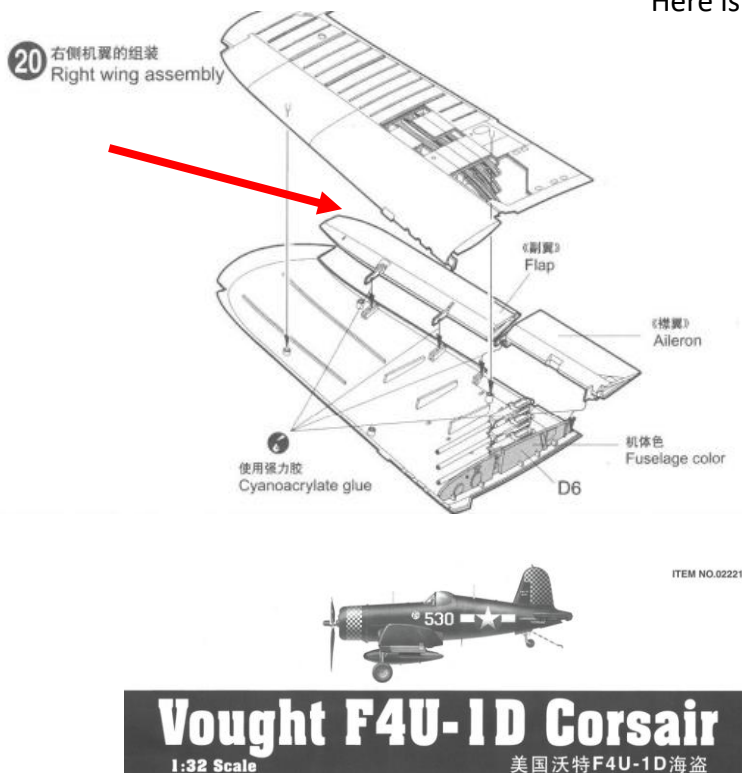
This is the Trumpeter Instruction PDF that shows the best depiction of the "wing spoiler." You can see it's just outboard of the three machine gun ports, and about the same distance apart.

Revell's 1/32 kit doesn't have the clip, but Tamiya's and Trumpeter's both do. In their PDFs it's not as obvious as the Hobbycraft's one, and the right wing's images are rotated on both kit's PDFs. It's funny that none of the three kits has it as a separate part. That would be nice for our detective work - exactly what it's named.

Now I'm going to look at some 1/48 kits to see if it makes the cut. Stay tuned.

Bruce

Here is the clip on a 1:1 scale F4U-1 Corsair



https://plasticfantastique.com/walk_around/walk-around-the-vought-f4u-1-corsair/

Fiddly Bits

by Stretch Sprueman

a.k.a. Bruce "Yard Modeler" Doyle

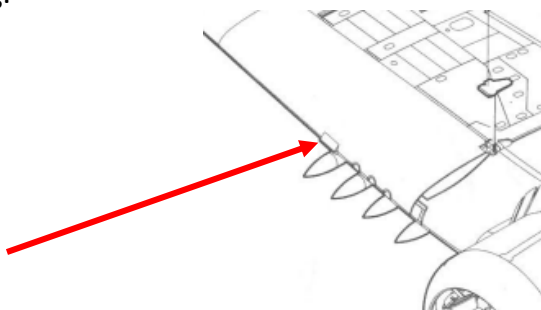
<https://www.scalemates.com/kits/academy-12353-vought-f4u-4-corsair-battle-chosin-reservoir--1455142>

Here is a beautiful box art illustration of the Academy F4U-4 Corsair, The Battle of the Chosin Reservoir, 1/48 scale showing the clip prominently on the starboard wing.

Case closed.



The image below is from the Vought F4U-1D Corsair Trumpeter (No. 02221) 1:32 scale kit showing the clip molded into the wing.



The Corsair in Pensacola is hung from the ceiling. Here is a photo and you can barely see the clip.




From: <https://www.quora.com/How-did-the-left-wing-of-the-F4U-Corsair-reach-stall-speed-on-landing-earlier-than-the-right-one> -- >

Topic: Asymmetrical airflow over the wings due to the propeller's rotation. The low speed on the landing approach exacerbated the existing imbalance. It was always present on the airframe, however the high speeds limited its effect because the rest of the wings produced sufficient lift to make the difference negligible. The airframe itself is aerodynamically symmetrical, however because the Corsair has a single engine, the torque generated by the engine is not counterbalanced by a second engine (like the P-38 or the Do-335). On top of the torque, the airflow over the wings is not symmetrical because the propeller has to turn one direction or the other - counterclockwise in the case of the Corsair. They solved this issue with a simple spoiler on the leading edge of the right wing. The triangular wedge on the right wing is the spoiler. The first generation of the aircraft often had an ad hoc wooden block there to spoil the airflow, before the design was updated and produced with the spoiler installed as part of the normal assembly.

The British contributed a significant change to the landing procedure for carrier employment. Which was simply to fly in a sloping left turn to land on the carrier. This rather elegantly counteracted both the airflow imbalance and the low visibility from the long nose of the aircraft. Combined with the spoiler, they modifications made the Corsair a potent carrier-based airframe.

This F4U from WWII doesn't appear to have the clip,



https://www.ebay.com/itm/264997914801?chn=ps&_trkparms=ispr%3D1&amdata=enc%3A1APYPyBJZR06r9Ek18k5alQ60&norover=1&mkevt=1&mkrid=711-117182-37290-0&mkcid=2&mksid=101&itemid=264997914801&targetid=1584739239494&device=c&mktype=&googleloc=9061312&poi=&campaignid=15275224983&mkgroupid=131097072938&rlsarget=pla-1584739239494&abcd=9300697&merchantid=8179214&gclid=EAlaIqobChMI1v3Oqc_M_AIVuf7jBx3ylG_EAQYByABEgLxDPD_BwE

This aircraft may have the clip.




<https://www.asisbiz.com/il2/Corsair/VMF224/pages/Vought-F4U-1D-Corsair-VMF-224-White-269-on-the-ground-at-Roi-Island-Marshall-Islands-1944-01.html>

This photo clearly shows the air foil.



<https://www.jdsf4u.be/photos-f4u-1p-vought-corsair>

F4U-1P of VF-84 heads-out for a recon mission over Iwo-Jima. 19 februari 1945



Fiddly Bits

by Stretch Sprueman

a.k.a. Bruce "Yard Modeler" Doyle

<https://www.scalemates.com/products/img/5/0/3/120503-31-instructions.pdf>

Here is the wing-fold mechanism of the Corsair

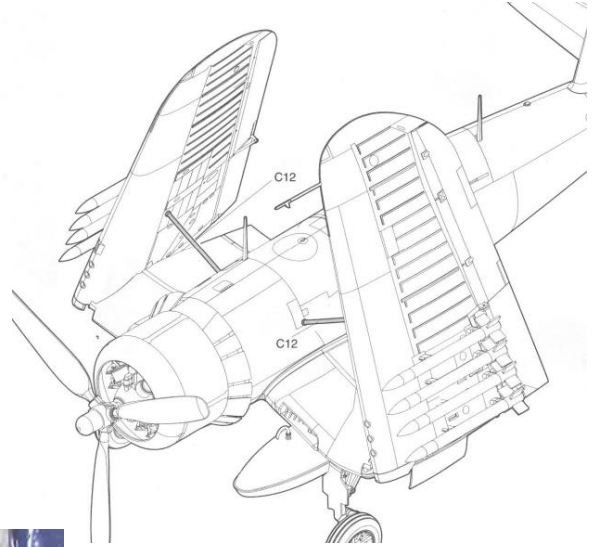
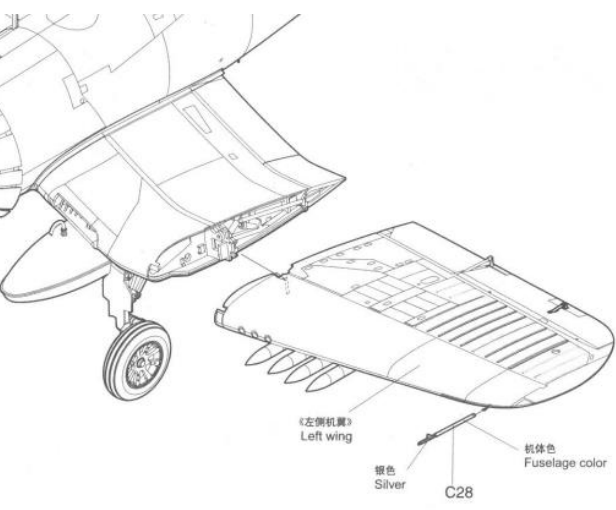
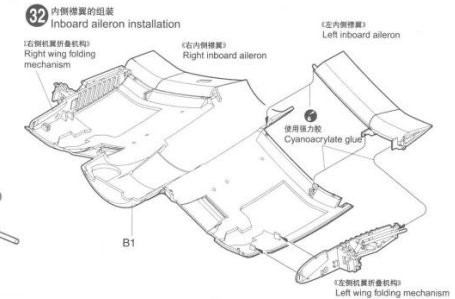
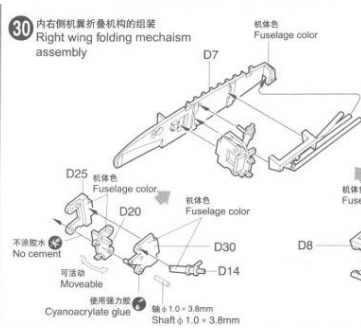
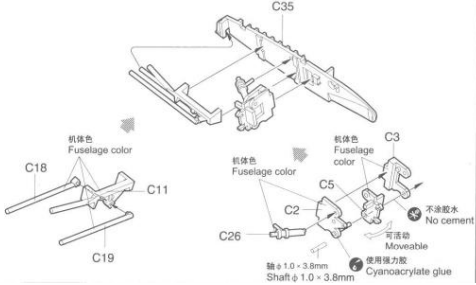
Bruce



ITEM NO.0221

Vought F4U-1D Corsair 1:32 Scale 美国沃特F4U-1D海盗

29 左侧机翼折叠机构的组装
Left wing folding mechanism assembly



<https://www.warbirdsonline.com.au/2015/12/11/chance-vought-corsair-f4u-5n/>


From the Bench of Doug Spinney

Lindberg "Dismay Be The End"

The base is painted Tamiya Sand (rattle can), everything else is Vallejo Model Colors. I added the palm trees from an old aquarium.



From the Bench of Doug Spinney



From the Bench of Clarence Snyder




JAXCON awards over the years.....



2023 JAXCON awards. 😊


From the Bench of Clarence Snyder



From the Bench of Clarence Snyder



From the Bench of Clarence Snyder



From the Bench of Ken Wilson



1/6 GERMAN MG42 w/TRIPOD



From the Bench of Ken Wilson



Members at the January meeting



GATOR MODELERS

Frank Ahern, – Secretary – ahernf@gmail.com
Home: (352) 375-3723; Cell: (352) 226-6785

If you have a modeling tip you would like to share with your fellow modelers, please send us a copy so we can put it in the newsletter. We need articles for the Newsletter and the Web Site!

If you just opened up that new kit and want to give a box or build review, write it up and we'll put it in the newsletter and put it on the Web Site. Just read a good book, tell us about it! Got a great tip, share it with your fellow club members. This is your Newsletter and your Web Site and they're only going to be as good as YOU make them so contribute something to the cause. Don't be afraid to ask for assistance if you have something you want to share, we'll be happy to assist you in making it happen!

Don't forget to support your local hobby shop: Rob's Hobby World (Rob Stevely: Proprietor 8585 SW Hwy 200 unit 14) Ocala, FL 34474 www.robshobbyworld@MSN.com; Mon.-Fri.: 10 AM to 5:30PM; Sat.: 9AM to 4PM; Sun: Closed.

Please check out WWW.IPMSUSA.ORG for the latest information from IPMS National Headquarters and for information about joining IPMS.

Please use one of the links below or go to the IPMS Membership page for more information about joining IPMS USA.

http://www.ipmsusa3.org/uploads/ipms_application_form_2016.pdf

<http://www.shopipmsusa.org/product-p/adult-membership.htm>

<http://www.shopipmsusa.org/product-p/family-membership.htm>

Frank Ahern, – Secretary – Newsletter Editor ahernf@gmail.com
Home: (352) 375-3723; Cell: (352) 226-6785

UPCOMING EVENTS

For a complete list of IPMS events visit: <https://calendar.ipmsusa3.org/>



It is of great importance, both at the local level (IPMS Gators) and at the national level. The Club officers strongly recommend joining IPMS as an individual which provides six yearly issues of the IPMS Journal (which is better than ever) and the opportunity to participate at the IPMS National Convention .

A copy of the membership application is on the right or available at the IPMS / USA website address, www.ipmsusa.org.

Complete the form and return it to the address listed at the bottom of the form along with your method of payment.

IPMS Membership



International Plastic Modelers' Society/USA Membership Application / Renewal Form

New Renewal IPMS #:

Name:

Address:

City: State:

Zip Code:

Phone: E-Mail:

Chapter Affiliation, if any:

Junior (17 years or younger)	\$17.00	<input type="text"/>	Date of Birth:	<input type="text"/>
Adult	One year	\$30.00		<input type="text"/>
	Two years	\$58.00		<input type="text"/>
	Three years	\$86.00		<input type="text"/>
Canada & Mexico		\$35.00		<input type="text"/>
Foreign	Surface	\$38.00		<input type="text"/>

Family (1 set of Journals) ← Adult fee + \$5.00 # of cards?

Your Signature:

If recommended by an IPMS member, please provide his/her:
Name: IPMS #:

PAYMENT OPTIONS:

Cash Amount:

Check Check #: Amount:

Billing Address, if different than above -

Address:

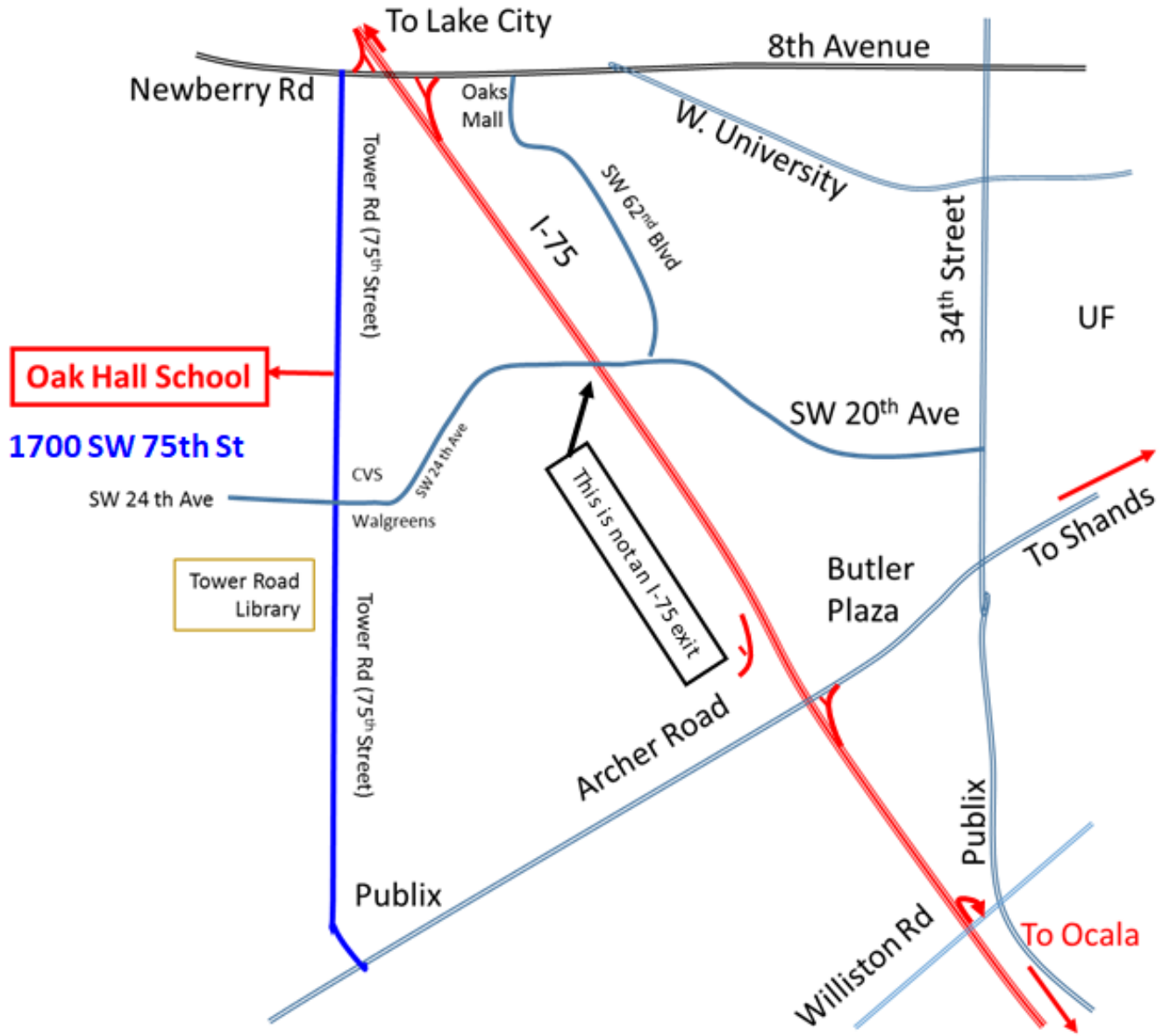
City: State:

Zip Code:

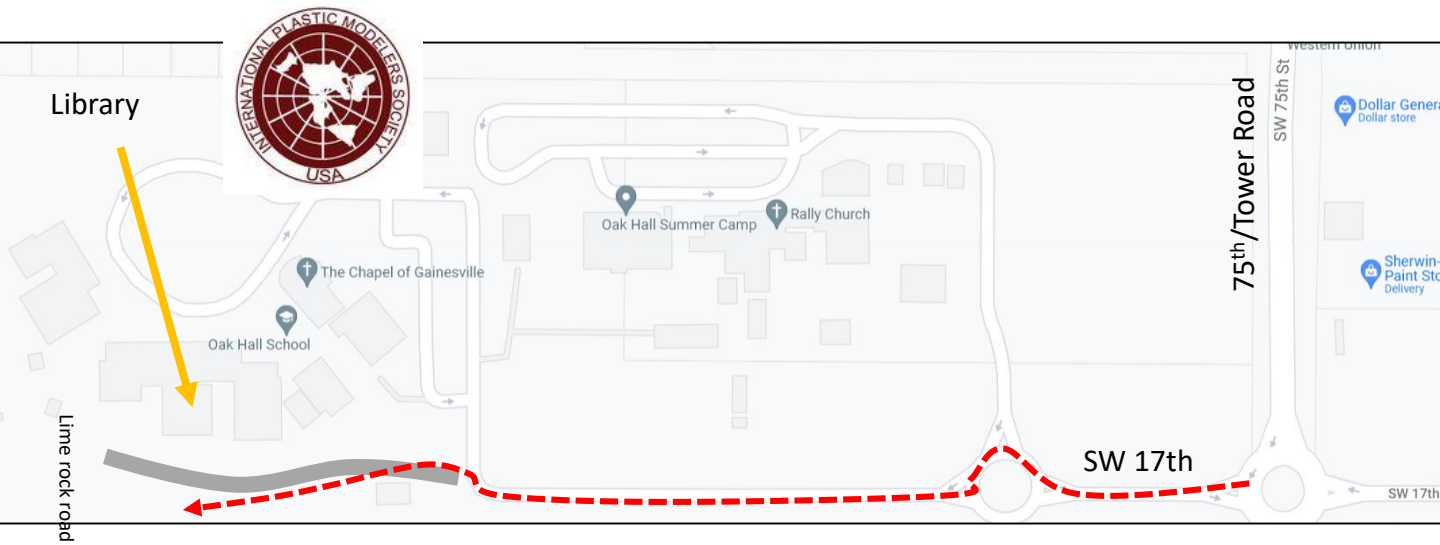
Applications should be printed and mailed to: IPMS/USA, PO Box 1411, Riverview, FL 33568-1411



Directions to OAK HALL (1700 SW 75th St, Gainesville, FL)



IPMS GATORS' MEMBERS: We will meet at Oak Hall on Tuesday February **21** at 6:30 PM in the **LIBRARY**.



The top image is the satellite view of OAK HALL. The bottom view is a line drawing.



Pretty Paint...



A note about monthly themes for 2023

- Feb.** *Made In Italy*
- Mar. Vehicle that arrives with less people than it started with.
- Apr. Worst model kit
- May. One of a Kind
- June. Real cars that race
- July. Prototypes
- Aug. Winter War
- Sept. Operation Torch WW2
- Oct. Dioramas
- Nov. Sci-Fi



Dear Readers – If you sent me something for the IPMS Gators' newsletter and I missed it, please let me know. I'll put it in the March newsletter. - Bill