



[www.gatormodelers.org](http://www.gatormodelers.org)



*Inside see: Frank Ahern's diorama of the B-26 bomber 'Flak-Bait' and its supporting services*



Club officers  
**Doug Spinney**  
President

**Chuck Lassiter**  
Vice President

**Frank Ahern**  
Secretary

**Bruce Doyle**  
Historian

**Doug Spinney**  
Webmaster

**Bill Winter**  
Treasurer &  
Newsletter  
Editor

[www.gatormodelers.org](http://www.gatormodelers.org)

## Prez Sez.....

We are half way thru the year, summer solstice is behind us and day light hours will begin to get shorter. That means fall is on the way, it just couldn't get here sooner. I walk 4-5 miles a day, 6 days a week, even in this heat, so I am looking forward to cooler weather. And even though I spend hours working on models, I also enjoy motorcycle riding. But riding when it is 90+ degrees out still makes the ride 90+ degrees. Plus you are sitting on top of a engine generating its own heat. I digress, back to modeling.

Several model events are behind us, but there are several more on the horizon. The one many of us look forward to is Modelpalooza in October. More on that at our meetings.

Gator Modelers was invited to spend an afternoon at National Parts Depot in Ocala to check out the personal vehicle collection of Rick Schmidt. I want to thank Don Martin for arranging the tour with Rick, he went above and beyond to arrange it for us. We had several club members and a few guests join us for this tour, and we took many pictures. Frank Aherns will make a presentation at our July meeting showing the club members that were unable to attend some of the cars. I will have to say that I was stunned at the number of vehicles and the size of the building, 8 acres under one roof. It isn't all vehicles, it is also a warehouse for car parts. Then there was the Kodak film and camera collection, it was equally impressive. This is not a museum, it is the personal collection of Rick and his father.

That is it for this month, hope to see everyone at our next meeting. The theme is Colossal Failures. - [Doug](#)



### July – IPMS Gators


We will meet  
Tuesday, July 16,  
2024 at 6:30 PM at  
Oak Hall Library

**REQUEST TO IPMS Gators and Friends** – On occasion, the club receives donated kits without boxes or with boxes that are damaged. We can turn these kits into door prizes or into kits-for-sale with a repurposed new/used box. Therefore I am asking members to **bring to the July Gators' meeting one or two empty boxes** that you have from previously completed builds. This would be very helpful. Thank you. – Bill (IPMS Gators' Treasurer)



## *Minutes of the Club Meeting from Tuesday June 18, 2024*

President Doug Spinney called the meeting to order at 6:35pm. There were a total of 19 members present. The highest attendance in recent memory. Included was a visit from former President A.J.Kwan.



Doug talked about upcoming events:

Pamscon in Plant City - June 22

IPMS Nationals - Madison WI July 17-20

Blue Angels Modelfest - Milton FL Sept.13-14

Modelpalooza - Kissimmee FL Oct.13-15

There was a discussion about changing the location of the monthly luncheon to 43rd St. Deli on Williston Rd, beginning with the next luncheon on July 2nd. The consensus was that the change might improve attendance. The luncheon starts at 11am.

The meeting paused for presentations on the theme model contest and show & tell models.

The theme this month was dioramas. There were 8 entries. By vote of those present Frank Ahern won with a diorama of the last mission of the B-26 "Flak Bait."

The monthly attendance raffles were won by Bob Lundeen and Ken Wilson. Bob chose the 1:700 scale Musashi. Ken chose to donate his choice back to the club (thanks Ken!).



*Musashi* leaving Brunei in October 1944 for the Battle of Leyte Gulf, where she was sunk by air attack

The meeting concluded with a presentation by Bill Winter on non-US users of the M4 Sherman tank and the many post-WWII modifications made of the M4 tank.

Submitted by:

*Frank Ahern*

*Club Secretary*





# NPD Tour

*By Frank Ahern*

Opening a time capsule is always a moment of high expectation. Imagine my surprise a few years ago when I found that an automotive time capsule existed just a few miles away in the *National Parts Depot* warehouse in Ocala. This collection is not open to the public, but club member and resident "car guy" Don Martin opened the door for me through his contacts as local president of the Antique Automobile Club.



Don arranged for our club to get a tour led by none other than the CEO of the company - Rick Schmidt



Rick's dad Jim Schmidt started the company in the basement of his home in Gainesville some 50 years ago, but the origins of his love for cars began when he bought and restored a 1928 Ford Model A Sport Coupe he found in a junkyard as a 14 year old boy. That car is prominently displayed in the collection. The NPD business of mail order restoration parts for classic cars thrived and provided Rick and Jim the wherewithal to start their collection, which has now grown to more the 200 cars.



## NPD Tour



In the beginning the focus was on classic Ford Thunderbirds from 1955-57, and there are several in the collection. It has since expanded to include many other makes and models, most notably the Mustang.



This example was rolled off the assembly line in 2003 as the 300 millionth car produced by Ford in its 100 year history.



Preserving historic cars in their original, unrestored condition is the primary goal of the collection according to Rick. A prime example of that philosophy is the 1941 Lincoln Continental they acquired with only 600 miles on the odometer.

Unlike a typical car show where you will see cars that have been heavily modified and rebuilt to suit the owner's taste, the NPD collection wants to preserve historic cars as they left the factory.





## NPD Tour



Not all are Fords, this 1953 Studebaker Starliner is widely recognized as one of the most beautiful designs of the era.



Some of the cars have an intriguing history. This 1956 Continental Mark 2 was once owned by William Clay Ford, the grandson of Henry Ford, who was the owner of the Detroit Lions and had the car re-painted blue to match the color of his team.



Almost every car in the collection has a story behind it. Time doesn't permit me to cover them all. Suffice it to say that if you like cars and get another chance to see the NPD collection you should take it.

As a thank you to our host the club presented this plaque to Rick for giving us a tour of his outstanding collection of cars.



## A note from Don Martin

I hope everyone who attended the NPD Tour enjoyed it. I thought Rick Schmidt did an admirable job answering our questions considering that he was in a bit of a time crunch because he had to pick his wife up at the airport.



About a year ago "*Old Cars*" magazine interviewed Rick concerning the state of the old car hobby and how NPD was meeting some of the challenges. I summarized the interview and presented it at an AACA



(Antique Automobile Club of America) meeting last January. I thought some of our folks might be interested in what he had to say. Here's an (even briefer) summary of the interview:

1. What is your role at NPD? I've been the Vice President and Chief Operating Officer since 1995.
2. What is your most popular parts catalog? We have more requests for our 1965 - 1973 Mustang catalog than any other.
3. Is there an upsurge of interest in any other of your parts catalogs? Absolutely - Interest in Pickup trucks, particularly Ford and Chevy, has really ramped up.
4. Has your customer base changed over the last 25 - 30 years? Most of our customers are in the 40 - 70 years old bracket. The names may change, but that age demographic remains steady.
5. What was the greatest challenge NPD has had to overcome? I would say it was the transition to computerization in the 1980s.
6. What has been your greatest success? We've been able to hire great people who are interested in both the automobile industry and who care about customer service. Because of that we've been able to maintain a steady and current parts inventory and ship parts out in a timely manner.
7. Where do you see the greatest growth potential in the coming years? Pickup trucks, no question.
8. Are there any misconceptions you must deal with? Many people believe all automotive parts are made overseas. There are still many US parts manufacturers and we strive to do business with them.
9. What builds your business? Word of mouth and people searching our website.
10. Where will NPD be in 10 years? We expect a steady stream of business in the future.
11. At the end of the day, what car do you prefer to drive home? I enjoy driving a 60s muscle car, unrestored, a true survivor car.

Regards, Don





Frank Ahern's B-26 bomber "Flak-Bait"





Winner of the June 2024 Diorama and Vignettes intraclub contest







**A note on *Flak-Bait*:** *Flak-Bait* is the Martin B-26 Marauder aircraft which holds the record within the United States Army Air Forces for the number of bombing missions survived during World War II. *Flak-Bait* was assigned to the 449th Bombardment Squadron, 322d Bombardment Group stationed in eastern England.

During the course of its 202 (207 including its five decoy missions) bombing missions over Germany as well as the Netherlands, Belgium, and France, *Flak-Bait* lived up to its name by being shot with over 1,000 holes, returned twice on one engine (once with the disabled engine on fire), and lost its electrical system once and its hydraulic system twice. Despite the level of damage it received, none of *Flak-Bait*'s crew was killed during the war and only one was injured.

*Adapted from: <https://en.wikipedia.org/wiki/Flak-Bait>*


## Chuck Lassiters 1:72 scale Japanese Airfield with Toyota starter truck and bomb trolley (new) w/ Betty, Tojo and Tony aircraft by Hasegawa



06 18 2024




Chuck Lassiters 1:72 scale Japanese Airfield with Toyota starter truck and bomb trolley (new) w/ Betty, Tojo and Tony aircraft by Hasegawa



06-18-2024



## Doug Spinney's Rampaging Scorpion by AMT





Jeff Selker's 1:25 scale Ford 1929 frame by Revell w/ scratch building






Jack Hurov's 1:24 scale WW2 German Zundapp Motorcycle by Tasca w/ figures and scratch built slings, repair kit, visor, & hatch restraint






Errol Whisler's 1:144 scale Galactic Gas Station w/ U-wing by Bandai, Hut + Power Generator (scratch-built base)



06 18 2024




Ken Wilson's 1:72 scale Akagi Deck & Island by Takom plus Zero fighter by Hasegawa with deck crew





Ken Wilson's 1:72 scale Akagi Deck & Island by Takom plus Zero fighter by Hasegawa with deck crew





# Don Martin's Schnitzel-Blitzen: Haunebu + Extras from Squadron



06 18 2024



< ----- interior lighting

06 18 2024



# Don Martin's Schnitzel-Blitzen: Haunebu + Extras from Squadron





Bill's Japanese WW2 Komatsu bulldozer in 1:48 scale by Tamiya






Bob Bryan's 1:48 scale Zero by Revell





Ken Wilson's Gun Truck entitled "Head Hunter"





Bob Lundeen's FW190 Egg Plane by Hasegawa





## Joel Hurov's Panzer IV in winter camouflage



*1/35 scale Panzer Kampfwagen 4, Model D (Tamiya),  
75 millimeter cannon & auxiliary armor  
Crew of 5: Commander, Driver, Loader, Gunner, and Radio Operator/  
Machine Gunner*

*11th Panzer, 1st Division  
Balkans Campaign, Winter 1940-1941*



Chuck Lassiter's Kawasaki Ki-100 which was a development of the Tony (WIP)



Bill's IDF M50 tank (shown to coordinate with M4 tank presentation)






Display shared by Jack and Joel Hurov at the June meeting of a history conference that they attended





From the desk of Clarence Snyder






From the desk of Clarence Snyder






From the desk of Clarence Snyder



From Sue Palmer:



## From the desk of Tony Ivone

### Messerschmitt Me 262 Replica For Sale

A rare opportunity has arisen to purchase a full-scale replica of the Messerschmitt Me 262, the first operational jet-powered fighter. The aircraft in question was built in Germany by Manfred Pflumm, the owner of the International Flugmuseum in Schweningen. With a passion for aviation and a keen eye for detail, Pflumm dedicated many years to restoring and rebuilding airplanes for various museums. His



ultimate dream was to establish his own museum and surround himself with his meticulously crafted 1:1 scale models. One of the standout exhibits was a 1:1 scale model of the Messerschmitt Me 262. Source: <https://vintageaviationnews.com/warbirds-news/messerschmitt-me-262-replica.html>

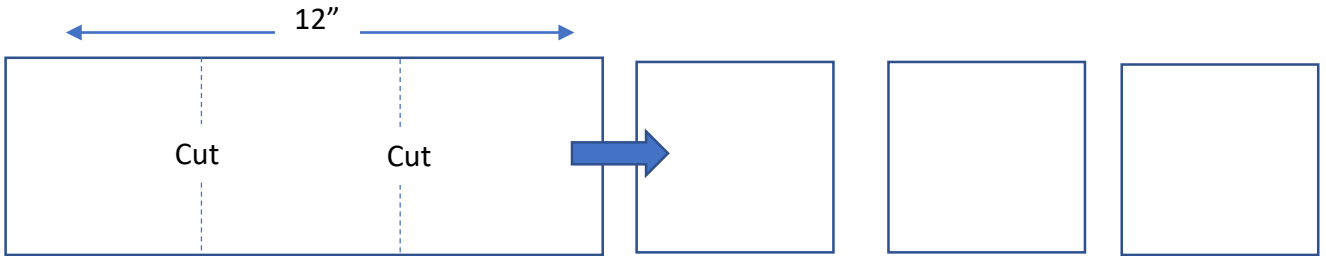




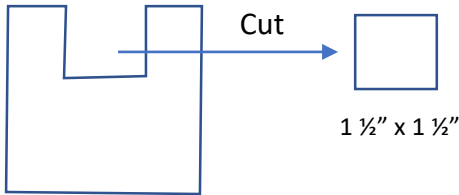
## How to make your own airbrush holder for your paint booth

For our summer house in Ellijay, GA, I built an airbrush booth. One thing that I lacked was a holder for my airbrush itself. To answer this need, I built one out of 1 x 4 pine (...could have been spruce). Having written "1 x 4", it comes to mind that "1 x 4" is really  $\frac{3}{4}$ " by  $3\frac{1}{2}$ ." Kind of crazy...

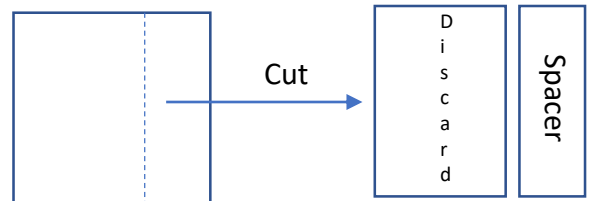
I took a 12" piece of 1 x 4 and cut it into 3 pieces.



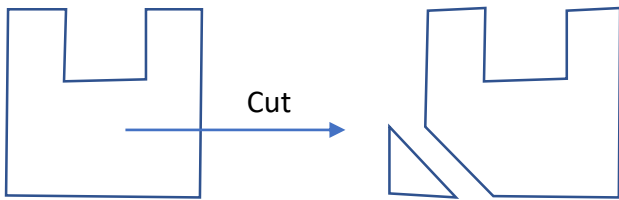
I then cut a notch into 2 of the boards that was  $\sim 1.5$ " by  $1.5$ ".



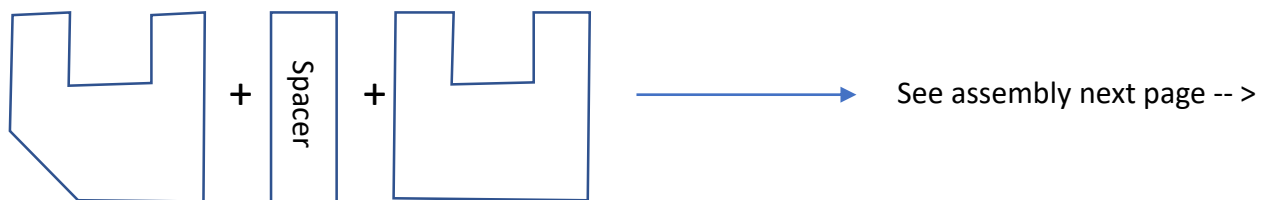
The third board was cut to  $\sim 1\frac{1}{4}$ " in width to be used as a spacer.

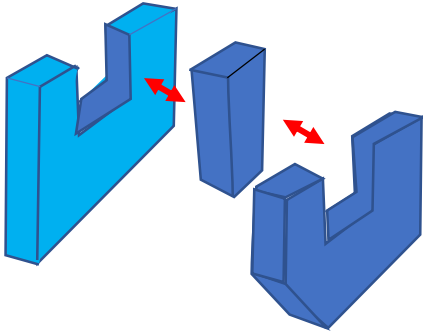


So that the pressure hose can exit from below the cutout, one corner of one of a notched board was cut off.




Next, the 3 boards were assembled together (I used wood glue and then nailed them together):





To mount these 3 boards to the inside of the booth, I attached them to a 4<sup>th</sup> board indicated with the **red** arrow. As before, I initially attached this board with wood glue to the 3 other boards, Once the bond was stable, I used wood screws to hold this together,

For the short term, I've clamped the air brush holder to the upright wall of the booth (blue arrow). I also found that I needed to raise the holder about 4 to 5 inches so that there is plenty of room for hose to pass below the "holster."



Someday I'll bolt the holder to the wall of the booth and get rid of the clamp

**From the desk of  
Doug Spinney:**



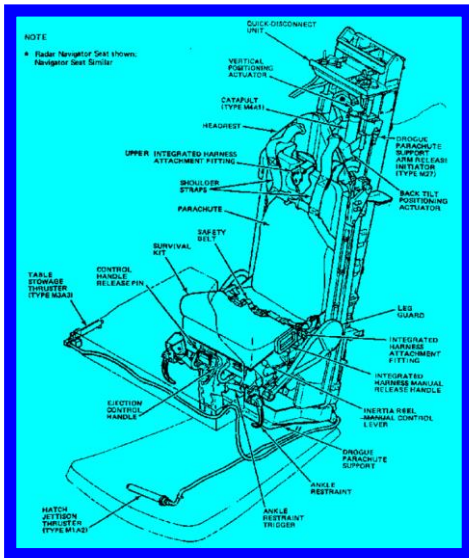
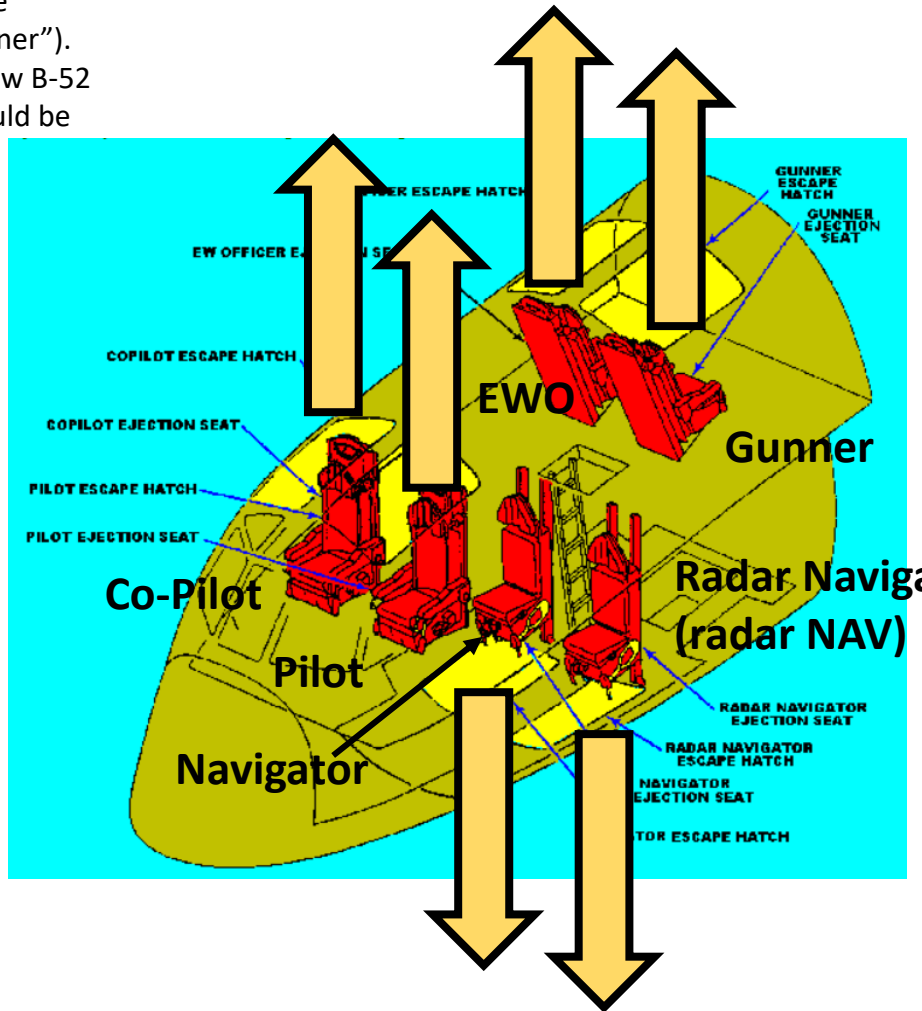




## Modeling Reality: How to Bail Out of a B-52

By AJ Kwan and Bill Winter

If you are one of a six-member B-52 crew, you would have an ejection seat. The two pilots (facing forward), the electronic warfare officer (EWO) and gunner (both facing aft) would eject upwards. The navigator & radar NAV (facing forward in the lower deck) would eject downward. However, the current B-52 crew consists of five military personnel: pilot, co-pilot, navigator, weapons systems operator (WSO) and electronic warfare operator (EWO) (e.g., there is no “gunner”). In 2022 it was published that in the new B-52 configuration, two crew members would be able to act as navigator, EWO or WSO reducing the overall crew to 4.





## Modeling Reality: How to Bail Out of a B-52

While Bill had read about the downward ejection seats on the B-52, it wasn't until Bill saw an old movie ("*Bombers B-52*") that he saw a short sequence depicting such a bailout. A series of screenshots depict what happens during this process.



In this photo (forward is to the left), the radar NAV's seat has moved back and down placing it in position for ejection. The navigator's seat has not moved.



In this view looking aft, the radar NAV's seat begins to descend. The navigator's seat has still not moved.



Now we see that the escape hatches (doors) below the navigator and the radar NAV have been released and the radar NAV continues to be ejected down.



## Modeling Reality: How to Bail Out of a B-52

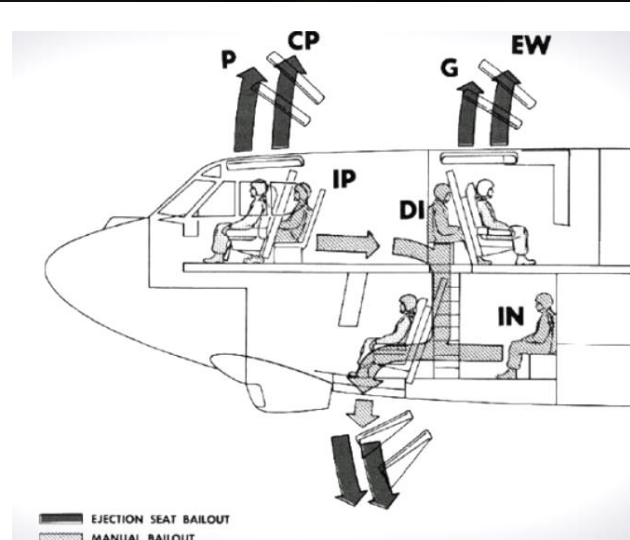


Open hatches

In this photo we see the navigator ejecting downward.



Once the radar NAV and navigator have ejected out of the aircraft, other crew (if present) not in ejector seats can bail out through these “exits” (the open hatches).



I found this cartoon (left) on the web. Here are the abbreviations: Instructor Pilot (IP), Defense Instructor (DI), & Instructor Nav. (IN),

Note: B-52 ejection seats are **not** zero-zero (zero airspeed, zero altitude) ejection seats. In other words, they can’t save the crew safely without some forward speed and altitude (source: <https://www.twz.com/43043/confessions-of-a-b-52-crew-chief/>).

**THE END**

Members and Guests at the June meeting





Members and Guests at the June meeting



Frank Ahern, – Secretary – [ahernf@gmail.com](mailto:ahernf@gmail.com)  
Home: (352) 375-3723; Cell: (352) 226-6785

**If you have a modeling tip you would like to share with your fellow modelers, please send us a copy so we can put it in the newsletter. We need articles for the Newsletter and the Web Site!**

If you just opened up that new kit and want to give a box or build review, write it up and we'll put it in the newsletter and put it on the Web Site. Just read a good book, tell us about it! Got a great tip, share it with your fellow club members. This is your Newsletter and your Web Site and they're only going to be as good as YOU make them so contribute something to the cause. Don't be afraid to ask for assistance if you have something you want to share, we'll be happy to assist you in making it happen!

Don't forget to support your local hobby shop: Rob's Hobby World (Rob Stevely: Proprietor 8585 SW Hwy 200 unit 14) Ocala, FL 34474 [www.robshobbyworld@MSN.com](mailto:www.robshobbyworld@MSN.com); Mon.-Fri.: 10 AM to 5:30PM; Sat.: 9AM to 4PM; Sun: Closed.

Please check out [WWW.IPMSUSA.ORG](http://WWW.IPMSUSA.ORG) for the latest information from IPMS National Headquarters and for information about joining IPMS.

Please use one of the links below or go to the IPMS Membership page for more information about joining IPMS USA.

[http://www.ipmsusa3.org/uploads/ipms\\_application\\_form\\_2016.pdf](http://www.ipmsusa3.org/uploads/ipms_application_form_2016.pdf)

<http://www.shopipmsusa.org/product-p/adult-membership.htm>

<http://www.shopipmsusa.org/product-p/family-membership.htm>

Frank Ahern, – Secretary – Newsletter Editor [ahernf@gmail.com](mailto:ahernf@gmail.com)  
Home: (352) 375-3723; Cell: (352) 226-6785

## **UPCOMING EVENTS**

For a complete list of IPMS events visit: <https://calendar.ipmsusa3.org/>





It is of great importance, both at the local level (IPMS Gators) and at the national level. The Club officers strongly recommend joining IPMS as an individual which provides six yearly issues of the IPMS Journal (which is better than ever) and the opportunity to participate at the IPMS National Convention .

A copy of the membership application is on the right or available at the IPMS / USA website address, [www.ipmsusa.org](http://www.ipmsusa.org).

Complete the form and return it to the address listed at the bottom of the form along with your method of payment.

## IPMS Membership



### International Plastic Modelers' Society/USA Membership Application / Renewal Form

New  Renewal  IPMS #:

Name:

Address:

City:  State:

Zip Code:

Phone:  E-Mail:

Chapter Affiliation, if any:

<b>Junior</b> (17 years or younger)	\$17.00	<input type="text"/>	Date of Birth:	<input type="text"/>
<b>Adult</b>	One year	\$30.00		<input type="text"/>
	Two years	\$58.00		<input type="text"/>
	Three years	\$86.00		<input type="text"/>
<b>Canada &amp; Mexico</b>		\$35.00		<input type="text"/>
<b>Foreign</b>	Surface	\$38.00		<input type="text"/>

**Family** (1 set of Journals)  ← Adult fee + \$5.00 # of cards?

Your Signature:

If recommended by an IPMS member, please provide his/her:  
Name:  IPMS #:

**PAYMENT OPTIONS:**

Cash  Amount:

Check  Check #:  Amount:

Billing Address, if different than above -

Address:

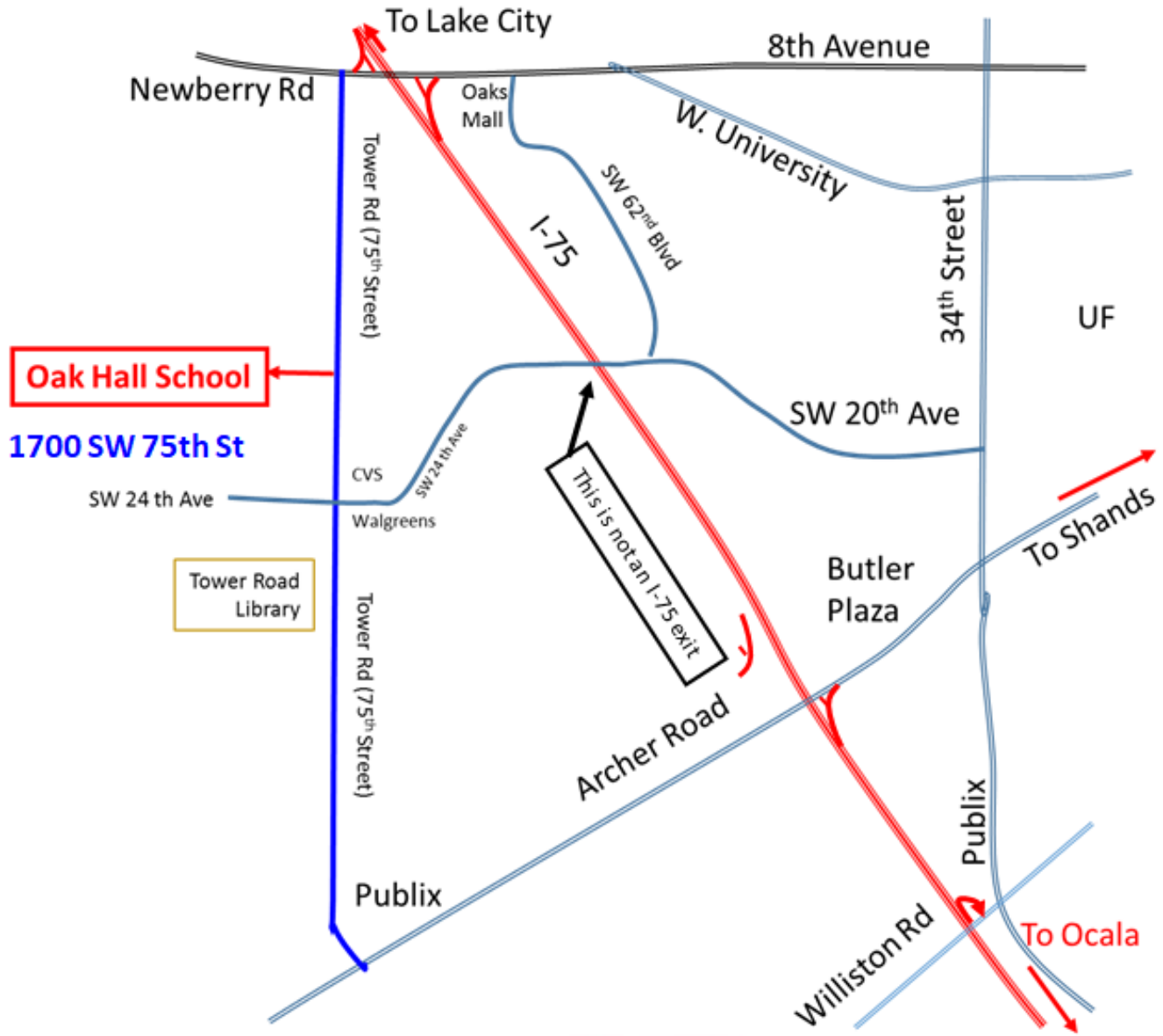
City:  State:

Zip Code:

Applications should be printed and mailed to: IPMS/USA, PO Box 1411, Riverview, FL 33568-1411

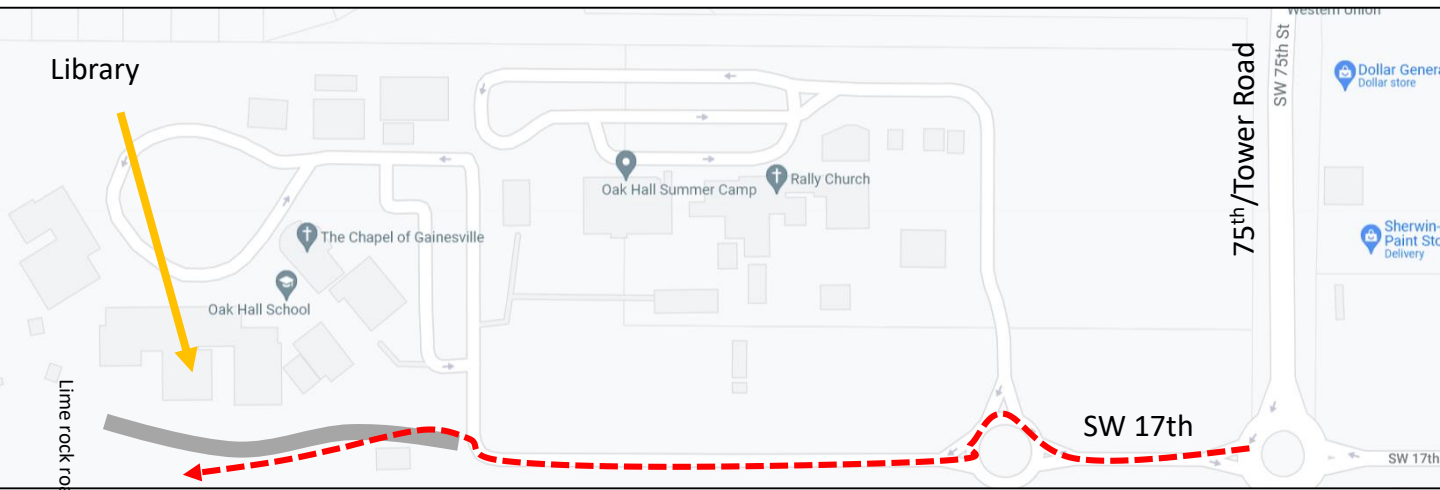


# Directions to OAK HALL (1700 SW 75<sup>th</sup> St, Gainesville, FL)





**IPMS GATORS' MEMBERS:** We will meet at Oak Hall on Tuesday July 16 at 6:30 PM in the LIBRARY.



The top image is the satellite view of OAK HALL. The bottom view is a line drawing.

## A note about monthly themes for 2024

Aug Sci-Fi  
Oct Figures  
Dec. Kit Bash

Jul Colossal Failures

Sep Emergency Vehicle  
Nov. Animal Names

***Fancy Paint*** ... submitted by Jack Mugan



**THE END**